


FIRE FORENSICS: CLAIMS AND EVIDENCE

← ENTER THE MODULE

STEP / 01

START HERE



01 THE INVESTIGATORS ACADEMY

These interactive videos train students in fire science in preparation for solving their own virtual burn. Students explore five key concepts around fire, fire dynamics and fire behavior.



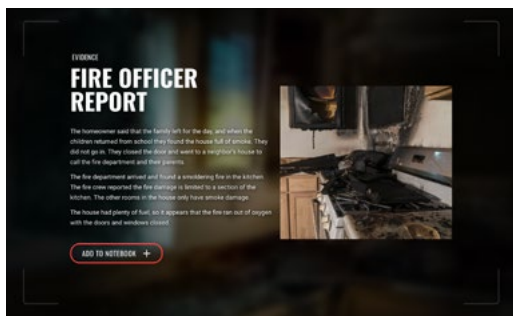
02 LIVE BURNS

Students observe videos and interact with the data from the UL Fire Lab where full-sized structures are burned under different experimental conditions. Students will use Classroom Investigation 4: Fire Lab Data Analysis to make claims on the effect variables can have on a fire.



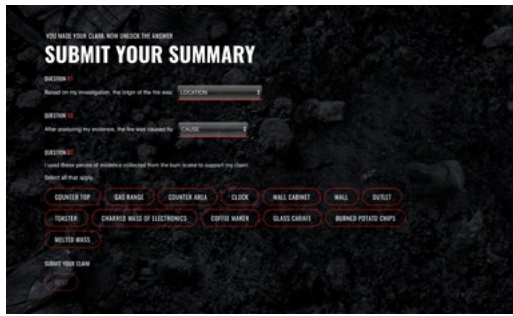
03 GUIDED INVESTIGATION

Students work with UL Fire Research Engineer Dan Madrzykowski to learn how investigators move through a burn scene and build a claim explaining where the fire started (point of origin) and how it started (cause).



04 INDEPENDENT INVESTIGATION

Time for students to put their evidence gathering skills to the test and solve their own fire investigation! They become the Fire Investigator utilizing a dynamic, 360° view of a kitchen burn scene.



05 CHALLENGE

What happened? Based on evidence collected and reasoning, students submit their story of how and where the kitchen fire started. Then unlock the answer by following UL Fire Research Engineer Dan Madrzykowski as he guides them through the scene.

STEP / 02

THEN GO HERE: XTENSIONS



CLASSROOM INVESTIGATIONS

Investigations are designed to deepen student understanding, which includes online videos of the experiments for schools without a lab setup to conduct tests with open flames and smoke. The **teacher guide** details each investigation with procedures and relevant background information including tables to input data. All investigations are correlated to the Next Generation Science Standards middle school benchmarks in physical science.